



ALEXANDER ROSE



TIMBER COLLECTION 2021

# WELCOME

Alexander Rose are recognised throughout the UK and Europe for the quality and design of our sustainable outdoor furniture products.

Furniture is our passion and we are committed to providing outstanding design, quality and customer service.



An aerial photograph of a dense forest with a variety of tree colors, including greens, yellows, and oranges, suggesting autumn. A dark, irregularly shaped pond is visible in the lower-left quadrant of the image. The text is overlaid on the right side of the image.

08 **SORRENTO**

20 **ROBLE**

56 **SHERWOOD**

76 **CORNIS**

80 **MAHOGANY**

86 **NEW ENGLAND**

92 **OLD ENGLAND**

98 **PINE**

110 **ACCESSORIES**







# TIMBER STORY

Alexander Rose has been at the forefront of garden furniture design and manufacturing since 1994, and has gained a reputation as a market leader for high quality wooden furniture.

For over twenty five years we have designed classic wooden benches, tables and chairs using a variety of durable hardwoods and softwoods. Our timber is carefully selected for its properties, so we are confident that we offer the best wooden furniture available on the market.

Our timber catalogue offers full ranges of furniture from sustainably sourced woods. Our premium hardwood ranges are made from the strongest and most durable timbers for outdoor furniture; Roble from Bolivia and Teak from South America.

We also offer hardwood ranges in Mahogany and Acacia, in a variety of painted colours; Chestnut for the Sherwood furniture, Grey for the Old England and White for the New England. We also have one softwood range made from European Pine.

2021 sees the launch of the Sorrento, a visually stunning set of modular teak furniture by our in-house design team.


As you scroll through our latest catalogue, we are sure that you will find something to suit your needs and your style.



The mark of  
responsible forestry

Look for FSC® certified products









***Alexander Rose is dedicated to ethical environmental practices when harvesting wood to ensure the rainforest is carefully managed. All of our timber products are sustainably sourced, so you can buy with confidence, knowing you are helping to safeguard the future of our rainforests.***









## SORRENTO

*(tectona grandis)*

Alexander Rose is proud to launch the Sorrento collection.

This visually stunning modular furniture is a result of an exciting in-house collaboration between our Head of Design, Alan Morley and our Graphic Designer/Photographer Stefan Leth.

Their desire to create a beautifully crafted collection has come together over many months, to give the most visually appealing and comfortable result. Using sustainably sourced Teak as the chosen timber, Alan and Stefan challenged our factories' machining capability, in order to achieve the slatted back feature that epitomises the Sorrento. Deep seating luxurious cushions have been developed using high quality Sunbrella® fabrics.

Our Sorrento is FSC® 100% certified.

**See page 19 for fabric options.**





































# SORRENTO

## Mid Module

203

H	900
W	1000
D	1100
WT	42KG



## Corner Module

206

H	900
W	1100
D	1100
WT	55KG



## Mid Module w/ Extension Table (Reversible)

207

H	900
W	1300
D	1100
WT	46KG



## Ottoman

208

H	380
W	1000
D	1000
WT	28KG



## Square Coffee Table 1.0m x 1.0m

210

H	220
W	1000
D	1000
WT	21KG



## Table/Arm Attachment (Reversible)

212

H	475
W	350
D	945
WT	6KG



## Adjustable Sunbed


213

H	300/1000
W	665
D	2120
WT	34KG





# FABRICS



*Sunbrella®* Natte Grey Chine

*Sunbrella®* Natte Taupe Chalk

*Sunbrella®* Savane Coconut

*Sunbrella®* Savane Silver

*Sunbrella®* Savane Storm

*Sunbrella®* Savane Flanelle







## ROBLE

*(amburana caerensis)*

Our Roble collection provides some of the most beautiful garden furniture available in a selection of contemporary and traditional designs. Whether you prefer precise angles or traditional classic designs, you will find the perfect piece of furniture to complement any outside space.

Manufactured in our own factory in Bolivia, this timber is extremely durable. It has a smooth lustre, with a closely interlocked light yellow grain. Our olefin cushions are available in charcoal and oatmeal and come with a 2 year warranty.

Our Roble is FSC® 100% certified.















150CS 172



150HB 172





150HB 160





150CS 159X





150CS 159









161 162 164 165 125 155





1215 125













154 154CH 149





108 145 563OAT





108 147 563OAT



115 147 563OAT





189 124



131CH 124 UH35 UHGB90





124 107 562CH

























119



106 157 565CH





















148 109 556OAT







# ROBLE

Broadfield Armchair

106

H	870
W	620
D	600
WT	10.5KG



Bengal Chair

115

H	1060
W	630
D	550
WT	9KG



Folding Carver

108

H	1050
W	570
D	640
WT	5.5KG



Folding Armchair

189

H	975
W	650
D	680
WT	8.5KG



Sling Recliner

131CH

H	1110
W	600
D	700
WT	9.5KG



Ascot Recliner

107

H	1110
W	600
D	730
WT	6KG



Bengal Folding  
Table 1.3mØ

145

H	740
W	1300
D	1300
WT	27KG



Bengal Pedestal  
Table 1.45mØ

124

H	740
W	1450
D	1450
WT	41KG



Bengal Pedestal  
Table Integral Lazy  
Susan 1.75mØ

147

H	740
W	1750
D	1750
WT	53KG



Kent Rocking  
Chair

170

H	990
W	700
D	850
WT	17KG





## Folding Tea For Two

179

	Chair	Table
H	810	730
W	460	700
D	500	700
WT	5KG	11KG



## Folding Chair

179CH

H	810
W	460
D	500
WT	5KG



## Occasional Table

109

H	510
W	530
D	530
WT	5KG



## Planter

142

H	460
W	410
D	410
WT	7KG



## Swingseat

193

H	1880
W	2230
D	1500
WT	61KG



Ecrú Forest Green

## Steamer Chair

148

H	970
W	690
D	1500
WT	17KG



## Adjustable Sunbed

154

H	300/840
W	660
D	2080
WT	24KG



\*Cushion Optional extra. Code 154C

## Sunbed Side Table

149

H	300
W	350
D	450
WT	4KG



## Companion Set

129

H	880
W	1790
D	720
WT	30KG



## Folding Bench 4ft

119

H	980
W	1330
D	730
WT	17KG





# ROBLE

Broadfield Bench 4ft

104

H	870
W	1220
D	600
WT	16KG



Broadfield Bench 5ft

105

H	870
W	1460
D	600
WT	19KG



St. George Bench 5ft

117

H	920
W	1500
D	620
WT	23KG



St. George Bench 6ft

175

H	920
W	1830
D	620
WT	31KG



Turnberry Bench 4ft

132

H	970
W	1290
D	620
WT	21KG



Turnberry Bench 5ft

114

H	970
W	1540
D	620
WT	24KG



Royal Park Bench 5ft

137

H	920
W	1530
D	630
WT	36KG



Royal Park Bench 6ft

134

H	920
W	1830
D	630
WT	39KG



Royal Park Bench 8ft

133

H	920
W	2440
D	630
WT	48KG



Santa Cruz High  
Back Bench 5ft

111

H	1080
W	1510
D	710
WT	29KG





**Bench 4ft**

152

H	840
W	1110
D	600
WT	15KG



**Side Chair**

151HB

H	945
W	510
D	600
WT	8KG



**Stacking Armchair**

150HB

H	945
W	605
D	600
WT	9KG



**Stacking Armchair**

150CS

H	945
W	605
D	600
WT	8KG



**Square Table**

0.8m x 0.8m

156

H	750
W	800
D	800
WT	16KG



**Rectangular Table**

1.5m x 1.0m

157

H	750
W	1030
L	1500
WT	33KG



**Round Table**

1.25mØ

159

H	750
W	1250
D	1250
WT	28KG



**Round Table**

1.6mØ

160

H	750
W	1600
D	1600
WT	36KG



**Round Table**

1.25mØ

159X

H	730
W	1250
D	1250
WT	29KG



**Extending Table**

1.0m x 2.0m/2.9m

172

H	765
W	1030
L	2000/2880
WT	63KG





# ROBLE

Lounge Armchair

121

H	900
W	760
D	850
WT	18KG



2 Seater Sofa

122

H	900
W	1400
D	850
WT	30KG



Corner Module

161

H	900
W	850
D	850
WT	19KG



Single Mid Module

162

H	900
W	680
D	850
WT	13KG



Left End Module

165

H	900
W	680
D	850
WT	14.5KG



Right End Module

164

H	900
W	680
D	850
WT	14.5KG



Coffee Table

1.2m x 0.7m

155

H	430
W	680
L	1200
WT	15KG



Side Table

0.8m x 0.8m

125

H	430
W	800
D	800
WT	12KG



Swivel Lounge Chair

121S

H	880
W	760
D	850
WT	23KG



Adjustable Sling

Sunbed

154CS

H	300/880
W	665
D	2070
WT	20KG








150HB 150C










## SHERWOOD

*(acacia mangium)*

Our Sherwood range is made from Acacia hardwood and is designed to have a rough, rustic finish, it is one of our most popular ranges. Whether you are looking for a bench, a dining set or lounge, there will be something to suit your taste and budget.

The brushed finish of this collection is achieved by treating the wood prior to assembling each individual piece. Our Sherwood collection comes with a 3 year warranty.

Our Acacia is FSC® 100% certified.







354S





3575 3815









336S 337S UP27E GB20









349S 337S UP27E GB11 583E









3675 3685









3225



3895









3405





327S



355S 324S 556ESPEC







# SHERWOOD

Side Chair

357S

H	870
W	470
D	560
WT	10KG



Broadfield Armchair

333S

H	870
W	610
D	590
WT	13KG



Folding Side Chair

338S

H	910
W	470
D	600
WT	6KG



Folding Armchair

337S

H	910
W	570
D	610
WT	7KG



Recliner

320S

H	1060
W	590
D	680
WT	10KG



Sling Recliner

320STS

H	1010
W	590
D	700
WT	9.5KG



Bengal Armchair

367S

H	1060
W	615
D	560
WT	8KG



Rocking Chair

339S

H	1120
W	700
D	810
WT	13KG



Steamer Chair

355S

H	960
W	560
D	1500
WT	18KG





## Occasional Table

0.64mØ

324S

H	450
W	640
D	640
WT	7KG



## Folding Table

1.1mØ

336S

H	730
W	1100
D	1100
WT	20KG



## Folding Table

1.4mØ

349S

H	730
W	1400
D	1400
WT	25KG



## Square Table

0.8m x 0.8m

381S

H	760
W	800
D	800
WT	18KG



## Gateleg Table

1.2m x 1.2m

321S

H	740
W	1200
D	1200
WT	35KG



## Rectangular Table

1.65m x 1.0m

343S

H	730
W	1000
L	1660
WT	33.5KG



## Extending Table

1.1m x 1.8m/2.4m

368S

H	750
W	1800/2400
L	1100
WT	39KG



## Tea For Two

354S

	Chair	Table
H	910	730
W	470	650
D	600	650
WT	6KG	7KG



## Sling Sunbed

390S

H	300/840
W	660
D	2080
WT	17KG



## Slatted Sunbed

391S

H	300/840
W	660
D	2080
WT	24KG





# SHERWOOD

Broadfield Bench 4ft

334S

H	870
W	1220
D	580
WT	19KG



Broadfield Bench 5ft

335S

H	870
W	1460
D	580
WT	22KG



Broadfield Bench 6ft

366S

H	870
W	1780
D	580
WT	25KG



Turnberry Bench 4ft

332S

H	970
W	1290
D	620
WT	24KG



Turnberry Bench 5ft

322S

H	970
W	1570
D	620
WT	31KG



St. George Bench 4ft

346S

H	920
W	1220
D	620
WT	25KG



St. George Bench 5ft

345S

H	920
W	1460
D	620
WT	29.5KG



Chorus Bench 4ft

389S

H	870
W	1220
D	600
WT	20KG



Lutyens Bench 6ft

384S

H	1040
W	1800
D	640
WT	35.5KG





# SHERWOOD

Cuckfield Bench 4ft

386S

H	880
W	1200
D	650
WT	25.5KG



Cuckfield Bench 5ft

387S

H	880
W	1500
D	650
WT	32.5KG



Cuckfield Bench 6ft

388S

H	880
W	1800
D	650
WT	41KG



Companion Set

340S

H	880
W	1790
D	700
WT	36KG



Children's Bench

327S

H	600
W	750
D	400
WT	8KG



Broadfield Coffee

Table 1.1m x 0.65m

330S

H	430
W	640
L	1120
WT	17KG











## CORNIS

*(khaya senegalensis)*

Our Cornis range offers design and quality and is manufactured using responsibly sourced timber. The collection includes our most popular bench designs.

The dense almost knot-free grain of Cornis comes with an oiled finish giving it a smooth lustre. Our olefin cushions come with a 2 year warranty.

Our Cornis is FSC® 100% certified.







335B



345B



Broadfield Bench 4ft

334B

H	870
W	1220
D	580
WT	19KG



Broadfield Bench 5ft

335B

H	870
W	1460
D	580
WT	22KG



St. George Bench 4ft

346B

H	920
W	1220
D	620
WT	25KG



St. George Bench 5ft

345B

H	920
W	1460
D	620
WT	29.5KG



Turnberry Bench 5ft

322B

H	970
W	1570
D	620
WT	31KG



Companion Set

340B

H	880
W	1790
D	700
WT	36KG











## MAHOGANY

*(entandrophragma cylindricum)*

Mahogany is a durable hardwood with all the characteristics for making strong and elegant garden furniture. Our Mahogany is sourced from managed forests in The Congo. It is red/pink in colour when freshly cut, mellowing to a silver/grey over time.

Our Mahogany is FSC® 100% certified.















693E



693G



# MAHOGANY

Broadfield Bench 4ft

603

H	870
W	1220
D	590
WT	19KG



Broadfield Bench 5ft

605

H	870
W	1460
D	590
WT	22KG



Turnberry Bench 5ft

614

H	970
W	1560
D	625
WT	25KG



High Back Bench 5ft

607

H	1100
W	1570
D	740
WT	41.5KG



Swing Seat

693

H	1830
W	2220
D	1330
WT	66.5KG



Ecu	Forest Green
-----	--------------









## NEW ENGLAND

*(acacia mangium)*

Our New England furniture consists of four white benches to brighten up any garden or patio area. Manufactured using our Acacia timber coated in a rich satin polyurethane paint, the furniture has been beautifully transformed making it fresh, clean and suitable for any environment.

Our New England is FSC® 100% certified.







334W





342W





322W



# NEW ENGLAND

Broadfield Bench 4ft

334W

H	880
W	1270
D	580
WT	17KG



Broadfield Bench 5ft

335W

H	880
W	1510
D	590
WT	20KG



Drachmann Bench 5ft

342W

H	880
W	1510
D	580
WT	21KG



Turnberry Bench 5ft

322W

H	970
W	1570
D	620
WT	26.5KG












## OLD ENGLAND

*(acacia mangium)*

Our Old England furniture consists of three distinctive dining sets as well as a lounge set - two in a brushed grey finish with matching benches and one in a brushed grey finish with woven bucket chairs. The furniture is finished in a durable polyurethane paint.

The look and feel of our Old England furniture is manufactured to give an aged appearance. Should you wish to treat your furniture this can be done by lightly sanding it down periodically and re-applying a coat of satin paint.

Our Old England is FSC® 100% certified.







613C 613T UH35 UHGB90



636





613C 613T





610 611



# PAINTED ACACIA

Rectangular Table

2.0m x 0.9m

610

H	760
W	915
L	1980
WT	41KG



Grey Painted Bench

611

H	460
W	400
D	1780
WT	22KG



Side Bench

612

H	460
W	400
D	600
WT	6KG



Lounge Set

w/ Cushions

636

	Chair	Sofa	Table
H	700	700	375
W	675	1390	1000
D	690	690	555
WT	11KG	17KG	8KG



Woven Bucket Chair

613C

H	900
W	650
D	640
WT	8KG



Rectangular Table

2.2m x 1.0m

613T

H	775
W	2200
D	1000
WT	35.5KG



Turnberry Bench 5ft

322G

H	970
W	1570
D	620
WT	31KG












## PINE

*(pinus sylvestris)*

Pine is an extremely popular softwood for making garden furniture. Our Pine is carefully sourced from responsibly managed forests in Eastern Europe. Each piece has been treated in order to make it suitable for outdoor use.

The timber has a figurative grain and the yellow/green colour will mellow over time to an attractive silver/grey. This rustic collection of furniture is ideal for a traditional English country garden.

Our Pine is FSC® 100% certified.















309













301G











# PINE

Woburn Picnic  
Table 5ft

310	
H	690
W	1290
L	1480
WT	39.5KG



Woburn Picnic  
Table 6ft

316	
H	690
W	1290
L	1800
WT	44.5KG



Heavy Duty Picnic  
Table 6ft

316C	
H	700
W	1290
L	1800
WT	59KG



Gleneagles Picnic  
Table 1.88mØ

306	
H	770
W	1880
D	1880
WT	59KG



Children's Picnic  
Table 2ft

310C	
H	460
W	640
L	740
WT	12.5KG



Marlow Bench 4ft

298	
H	915
W	1230
D	615
WT	20KG



Marlow Bench 5ft

299	
H	915
W	1500
D	615
WT	23.5KG





**Farmers High Back  
Bench 5ft**

309

H	1090
W	1570
D	740
WT	26KG



**Farmers  
Rocking Chair**

311

H	1030
W	720
D	1080
WT	18KG



**Farmers Table  
1.9m x 1.0m**

314

H	740
W	1030
L	1900
WT	57KG



**Farmers Bench 6ft**

312

H	460
W	1800
D	440
WT	27.5KG



**Farmers Stool  
(2 pack)**

375

H	440
W	580
D	430
WT	8KG



**Swing Seat  
w/ Canopy**

301

H	1850
W	2090
D	1460
WT	68KG



Ecu Forest Green









## ACCESSORIES

Enhance your outdoor space with our extensive range of accessories; from colourful scatter cushions and parasols to protective furniture covers and treatments.

We offer a selection of weather resistant storage bags for your cushions, which we recommend you use to protect them from the elements.

For personalising your timber furniture, we offer an engraving service directly onto the timber or a choice of brass or stainless steel plaques.

For full warranty policy on our range of accessories please refer to our website.



# HARDWOOD PARASOLS

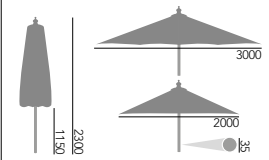
Alexander Rose hardwood parasols are operated using a pulley and locking pin system. Simply pull the rope down to raise your parasol up to the desired height and place the brass pin in one of the pole holes to secure. To lower the parasol remove the


locking pin and slowly let the rope pass through your hands until the canopy is folded. We recommend that the parasol is not left up in windy conditions. It is essential to use an Alexander Rose base to add stability.

Rectangular Parasol

w/ Pulley 2.0m x 3.0m

UP23





Comes with free night cover |

Taupe

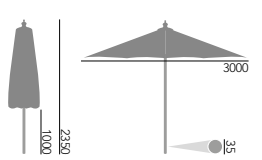
Ecu


Forest Green

Round Parasol

w/ Pulley 3.0mØ

UP30





Comes with free night cover |

Taupe

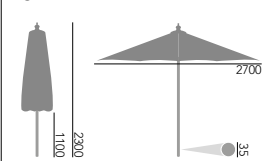
Ecu


Forest Green

Round Parasol

w/ Pulley 2.7mØ

UP27





Comes with free night cover |

Taupe

Ecu

Forest Green



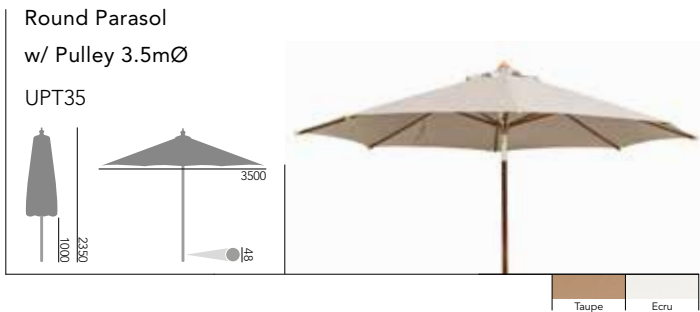
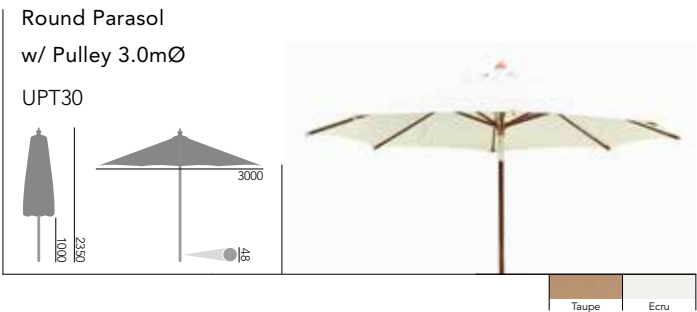
	GB11	GB20	GB30	7960	UHGB50	UHGB90	NC-SMALL	NC-LARGE	NC35	FC17
UP27	●	●	●					●		
UP30		●	●					●		
UP23		●	●					●		



# LUXE HARDWOOD PARASOLS

A twist on our classic hardwood parasol, the Luxe hardwood parasol is a new edition for 2021. With the same trusted pulley and locking pin system, what's different about this parasol is the addition of faux leather patches covering the canopy's tips to

reinforce the material. The thickness of the parasol's pole has been increased, making for an all-round sturdier parasol. We recommend that the parasol is not left up in windy conditions. It is essential to use an Alexander Rose base to add stability.



	GB11	GB20	GB30	7960	UHGB50	UHGB90	NC-SMALL	NC-LARGE	NC35	FC17
UPT30			●						●	
UPT35			●						●	



# ALUMINIUM PARASOLS

Alexander Rose aluminium parasols are easily operated with a simple crank handle and have a tilt mechanism, allowing you to angle the canopy to provide effective shade from the sun.



Round Parasol  
w/ Tilt & Crank 2.4mØ  
7959

Round Parasol  
w/ Tilt & Crank 2.7mØ  
U27ALU

Round Parasol  
w/ Tilt & Crank 3.0mØ  
U30ALU



	GB11	GB20	GB30	7960	UHGB50	UHGB90	NC-SMALL	NC-LARGE	NC35	FC17
7959				●			●			
7208	●	●	●	●			●			
U30ALU	●	●	●				●			



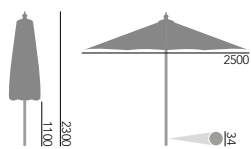
# COLOUR PARASOLS



Our popular aluminium parasols now come in a range of 3 colours to suit your colour scheme. Made from durable olefin fabric, these parasols are easy to clean and simple to use with their crank handle and tilt mechanism. Team with our range of cushions to create your own personal style.

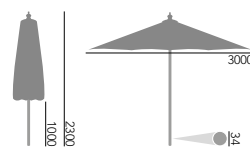
Round Parasol Blue  
w/ Tilt & Crank 2.5mØ

U25ALUB



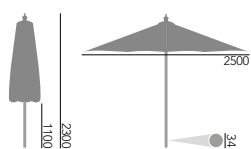
Round Parasol Blue  
w/ Tilt & Crank 3.0mØ

U30ALUB



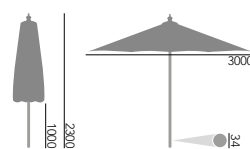
Round Parasol Jade  
w/ Tilt & Crank 2.5mØ

U25ALUJ



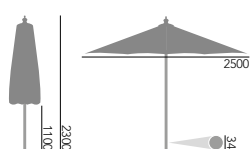
Round Parasol Jade  
w/ Tilt & Crank 3.0mØ

U30ALUJ



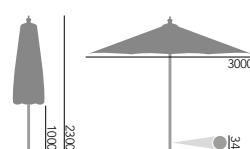
Round Parasol Ochre  
w/ Tilt & Crank 2.5mØ

U25ALUO



Round Parasol Ochre  
w/ Tilt & Crank 3.0mØ

U30ALUO



	GB11	GB20	GB30	7960	UHGB50	UHGB90	NC-SMALL	NC-LARGE	NC35	FC17
U25ALUB	●	●	●				●			
U25ALUJ	●	●	●				●			
U25ALUO	●	●	●				●			
U30ALUB	●	●	●				●			
U30ALUJ	●	●	●				●			
U30ALUO	●	●	●				●			



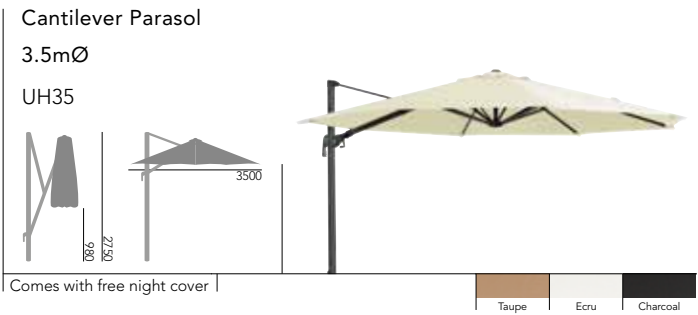
# CANTILEVER PARASOLS

Our elegant cantilever parasols can be positioned to provide maximum shade. They appear to float above the furniture and can be manually rotated to follow the sun. They are free standing, which allows you to position the furniture underneath rather than around a central pole as with conventional designs. The crank mechanism enables effortless use.

## UH35

The UH35 is an 8 spoke 3.5m cantilever parasol. As with the UHP, its easy crank mechanism makes raising and lowering one smooth movement. The canopy can be adjusted into 7 positions to give maximum shade from the sun. Use with our UHGB90 granite base. The UH35 comes with a free night cover.

The parasols are made using lightweight durable polyester fabric which is water resistant and easy to clean. To clean your parasol we advise that the fabric is kept attached to the frame. For best results use a soft brush or broom and warm soapy water. For more stubborn stains the canopy can be removed and washed at 30°C. Once washed it is important to put the canopy back on the frame to dry.

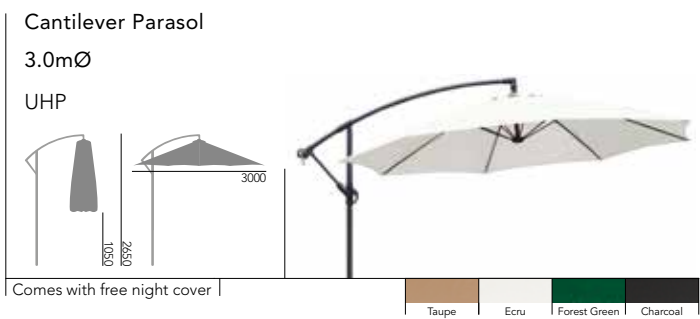




# CANTILEVER PARASOLS

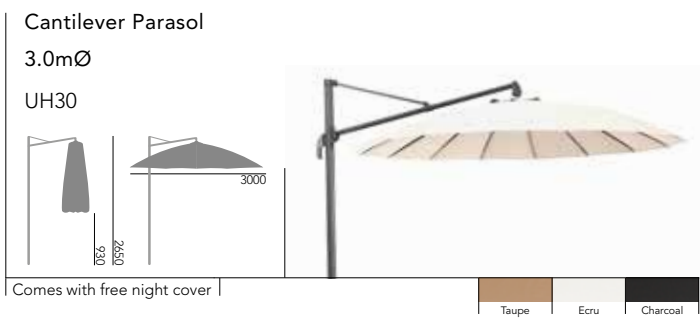
## UHP

The UHP parasol is easy to operate with the simple handle and lock mechanism. To rotate the parasol simply unlock the handle and move into the desired position, and then lock the handle to secure. The UHP can be easily bolted to an Alexander Rose UHGB50 granite base. To be used with a FC17 cover.



## UH30

The UH30 is an 18 spoke curved 3.0m cantilever parasol. As with the UHP it is easy to raise and lower the canopy with a crank handle mechanism. The canopy can be adjusted into 7 positions to give maximum shade from the sun. The parasol also has a foot operated pedal for 360° rotation. For use with the UHGB90 granite base. Comes with a night cover.



	GB11	GB20	GB30	7960	UHGB50	UHGB90	NC-SMALL	NC-LARGE	NC35	FC17
UHP					●					●
UH30						●			●	



# CANTILEVER PARASOLS

## GRANITE BASES

We recommend using the GB11 (11kg) for a four seater set and GB20 (20kg) or GB30 (30kg) for six seater sets or more.

## COMPOSITE BASE

The composite base is for use with parasols being used through the centre of a table.

It has a locking handle on the stem of the base to secure the parasol in place, minimising movement.

## CANTILEVER BASE 50KG

The UHGB50 base is designed to be used with the UHP range of cantilever parasols.

It has convenient small wheels, allowing the base to be moved along a flat surface easily.

## CANTILEVER BASE 90KG

The UHGB90 base has been designed to be used with the UH35 and UH30.

The UHGB90 has locking wheels to secure the parasol and prevent any movement.

### Granite Base 11KG

GB11

H	340
W	380
D	380
WT	11KG



### Granite Base 20KG

GB20

H	360
W	400
D	400
WT	20KG



### Granite Base 30KG

GB30

H	360
W	500
D	500
WT	30KG



### Composite Base 12KG

7960

H	160
W	450
D	450
WT	12KG



### Cantilever Base 50KG

UHGB50

H	70
W	600
D	600
WT	50KG



Comes with fitted castors

### Cantilever Base 90KG

UHGB90

H	140*
W	760
D	760
WT	90KG



\*Includes locking wheels



# CUSHION STORAGE BAGS

## CUSHION STORAGE BAGS

Our cushion bags come in three sizes; small, medium and large, to accommodate your set of cushions. All of our bags are weather resistant. We recommend storing the cushions in the bag in a dry place when not required.

### SMALL CUSHION BAG

The small cushion bag is designed for furniture cushions, it will also hold several scatter cushions.

#### Small Cushion Bag

FC16

H	500
W	370
L	1200
WT	-



#### Medium Cushion Bag

FC24

H	550
W	620
L	850
WT	-



### MEDIUM CUSHION BAG

The medium cushion bag is designed for sofa set cushions and many other sizes of cushion.

### LARGE CUSHION BAG

The large cushion bag is designed for our larger cushion pieces, such as the Ocean Hut, modular sofa sets and Beach Lounge sets.

#### Large Cushion Bag

FC23

H	800
W	470
L	1800
WT	-





# FURNITURE COVERS

Our covers are breathable and protect against the build up of dirt and ensure less furniture maintenance is required. The covers come with ties and cords for securing to the furniture. It may be necessary to place an object such as a bucket between the furniture and the cover. This will reduce the amount of sagging and will help the airflow around the furniture. This will prevent the chance of rotting occurring.

## Round/Oval Cover

- FC10  
H 900 W 1300 D 1300
- FC1  
H 900 W 2100 D 2100
- FC6  
H 900 W 3200 D 3200
- FC11  
H 750 W 1600 D 1000



## Rectangular Cover

- FC14  
H 900 W 1650 L 2500
- FC2  
H 900 W 1780 L 2800



## Square Table Cover

- FC33  
H 900 W 1250 D 1250



## Steamer Cover

- FC9  
H 1000 W 600 D 1150



## Weave Armchair Cover

- FC19  
H 860 W 630 D 970



## Maldives Sofa Cover

- FC30  
H 730 W 920 D 930
- FC29  
H 730 W 920 D 1650
- FC28  
H 730 W 920 D 2170



## Lovers' Recliner Cover

- FC22  
H 900 W 1670 D 900



## Relax Hut Cover

- FC21  
H 2100 W 2200 D 1500



## Sunbed Cover

- FC20  
H 380 W 780 D 2080





# FURNITURE COVERS

## Bench Cover

FC7 4ft  
H 900 W 1350 D 660

FC8 5ft  
H 900 W 1600 D 660

FC18 6ft  
H 900 W 1910 D 660

FC31 5ft  
H 1100 W 1600 D 700



## Companion Set Cover

FC12  
H 850 W 1800 D 650



## Swing Seat Cover

FC3  
H 1960 W 1980 D 1500



## Cantilever Cover

FC17  
H 2000 W 50 D 510



## Parasol Cover

NC-SMALL  
H 1750 W 410 D 410

NC-LARGE  
H 2350 W 500 D 500



## Cantilever Cover

NC35  
H 2400 W 480 D 480



## LAZY SUSAN

Alexander Rose Lazy Susan is made using thick tempered safety glass. Our Lazy Susan has been designed with a 50mm central hole to enable full use of parasols whilst dining.

50mm



## Glass Lazy Susan 0.7mØ

GLS700  
H 50 W 700 D 700





# PREMIUM OLEFIN CUSHIONS

These cushions are piped giving a luxurious feel and come with ties for securing to the furniture. The fabric is resistant to shrinking and staining. We recommend storing the cushions in a dry environment during wet weather and over winter.

Composition: Fabric 100% Olefin 230 grams, Filling 100% Ultraspring Fibre.

Seat Pad

563

To fit:  
337S, 338S, 354S,  
115, 108



Steamer Cushion

556

To fit:  
148, 355B



Bench Cushion

566 4ft  
567 5ft

4ft Does **not** fit: 112  
5ft Does **not** fit: 111



Armchair Cushion

565

To fit:  
106, 129, 333S,  
340S, 340B



Swing Seat Cushion

569

To fit:  
193, 693



Armchair Cushion

150C

To fit:  
150HB



Swing Seat Canopy

560

To fit:  
193, 693



Recliner Cushion

562

To fit:  
107, 320S



Sunbed Cushion

154C

To fit:  
154





# POLYESTER CUSHIONS

These cushions are single piped and come with ties for securing to the furniture. The fabric is resistant to shrinking and staining. We recommend storing the cushions in a dry environment during wet weather and over winter.

Composition: Fabric 100% Polyester 180 grams, Filling 100% Ultraspring Fibre.

## Seat Pad

583

To fit:  
337S, 338S, 354S, 108



## Armchair Cushion

565SPEC

To fit:  
106, 129, 333S,  
340S, 340B



## Recliner Cushion

562SPEC

To fit:  
107, 320B



## Steamer Cushion

556SPEC

To fit:  
148, 355B



## Bench Cushion 4ft

578

Does **not** fit:  
112



## Bench Cushion 5ft

579

Does **not** fit:  
111, 309



## Sunlounger Cushion

561SPEC

To fit:  
154, 390S



## CUSHION CLEANING TIPS

1. Brush off any loose dirt.
2. Prepare a cleaning solution of 1:16 mild detergent to lukewarm water.
3. Use a sponge or a soft bristle brush to clean.
4. Allow cleaning solution to soak into the fabric.
5. Rinse thoroughly to remove all soap residue.
6. Allow fabric to air dry.

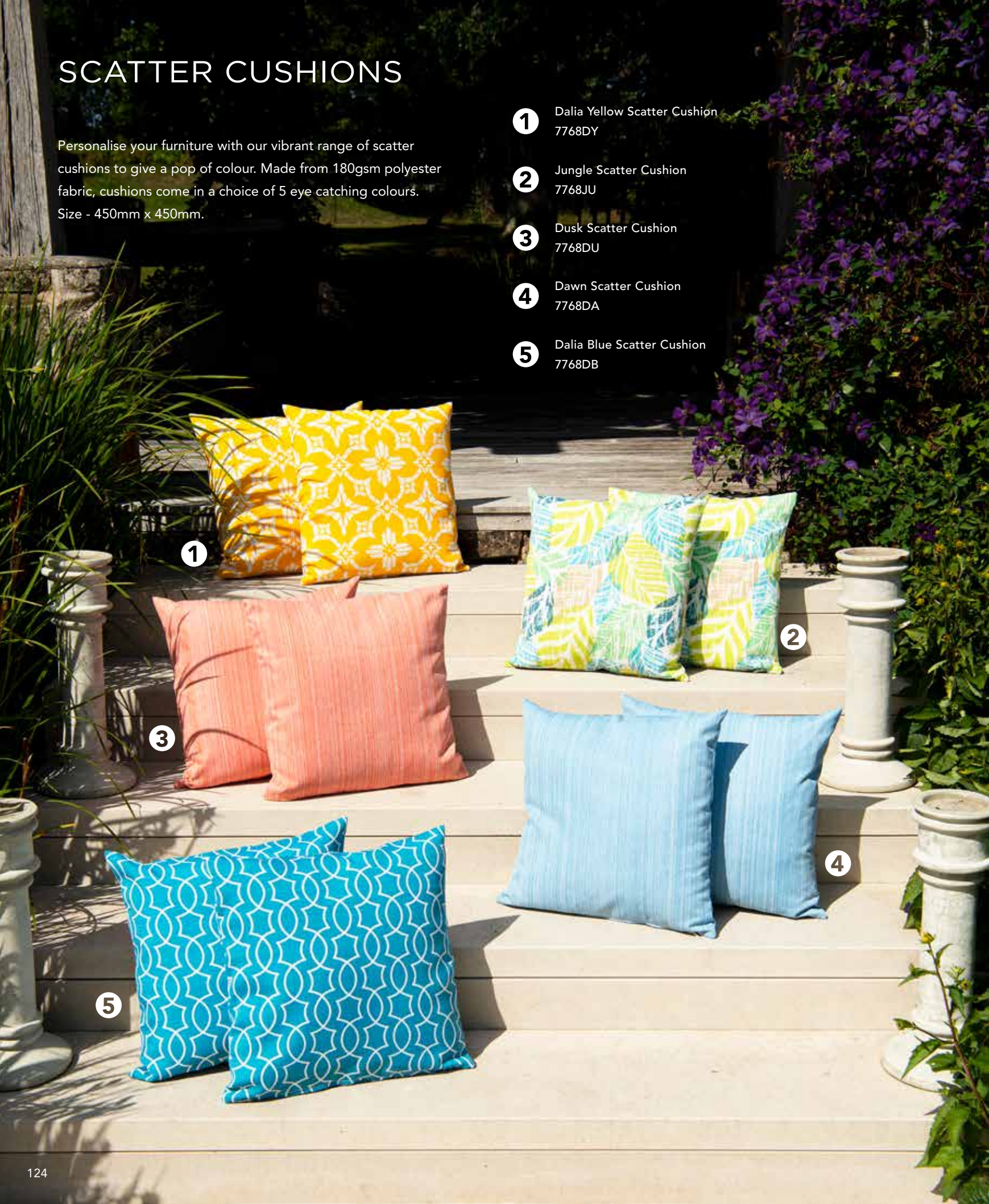
**Do not** dry clean, iron, steam iron or tumble dry cushions.  
**Do not** use bleach or strong detergents.



# SCATTER CUSHIONS

Personalise your furniture with our vibrant range of scatter cushions to give a pop of colour. Made from 180gsm polyester fabric, cushions come in a choice of 5 eye catching colours. Size - 450mm x 450mm.

- 1** Dalia Yellow Scatter Cushion  
7768DY
- 2** Jungle Scatter Cushion  
7768JU
- 3** Dusk Scatter Cushion  
7768DU
- 4** Dawn Scatter Cushion  
7768DA
- 5** Dalia Blue Scatter Cushion  
7768DB





# INSCRIPTIONS & ANCHORS

## BENCH ENGRAVINGS

Alexander Rose offers an engraving service with three options: brass plaque, stainless steel plaque and direct engravings onto our furniture. Our brass plaque offers a more traditional look for your inscription. Stainless steel plaques provide a more contemporary look with a silver shine, and they will not rust.

If you are looking for something unique we offer a direct engraving service. Your inscription is carved directly into the timber by a computer-aided engraving machine. A direct engraving will mellow down along with the bench to a silver/grey finish if left untreated. You will find treatment recommendations on page 126.



## FURNITURE ANCHORS

We have designed two types of anchors for different surfaces, the most common being lawns. Using an Alexander Rose soft ground anchor kit avoids the need for concrete. Installation is quick and easy without any mess.

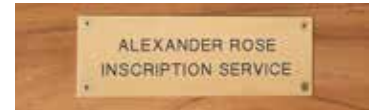
Our soft ground anchors come with solid brass plates that screw onto the outside legs. These have sleeves to allow the anchors to pass through and penetrate the surface. When an anchor approaches its maximum depth (500mm) a curved fluke is released to grip the bench further into the surface, adding more security.

Our bolt down anchors are designed to be used with concrete. They have a maximum depth of 110mm and require a 20mm masonry drill bit to install them.

### Engraved Brass Plaque

BP

H	50
W	153

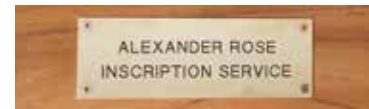


Max Words: 18 (5 Lines). Other sizes on request.

### Stainless Steel Plaque

SP

H	50
W	153



Max Words: 18 (5 Lines). Other sizes on request.

### Direct Engraving

343S

H	-
W	-



Max Words: 30 (2 Lines). Logo Engraving Available.

### Bolt Down Anchor Soft Ground

BA1  
BA2\*

H	-
W	-



Includes Installation Tool.

### Bolt Down Anchor Hard Ground

BA3

H	-
W	-



Bolt down anchors for hard ground and concrete surfaces.



# TIMBER TREATMENT

Alexander Rose manufactures garden furniture which will last for many years. Over time, as part of the natural weathering process, cracks and splits will appear in the wood, particularly on the end grain and to a lesser extent on the surface. The drier the wood, the more cracks will appear due to the evaporation of natural oils and minerals in the wood from exposure to the elements. As with most hardwoods, this is a normal characteristic for any timber which remains outdoors. Our timber furniture is designed with this in mind and its strength and durability will remain unaffected.

Wooden furniture can be treated with our specially formulated care products to give a beautiful rich finish and enhance the look of the wood. Alternatively it can be left to turn a mellow silver/ grey, and should be cleaned occasionally with soapy water.

## Timber Cleaner

GT2

VOL | 1000ml



Cleans and brightens weathered timbers.  
*Can be used on: Sorrento, Roble, Mahogany, Pine*

## Timber Protector

GT3

VOL | 1000ml



Nourishes and gives a uniform appearance. Slows the discolouration from sunlight.  
*Can be used on: Sorrento, Roble*

## Timber Treatment

ARTT

VOL | 500ml



Protects the natural look of all hardwood timbers by enhancing its appearance.  
*Can be used on: Sorrento, Roble, Mahogany*

## Timber Sealer

ARTS

VOL | 500ml



Protects against weathering and reduces moisture absorption.  
*Can be used on: Sorrento, Roble, Sherwood, Mahogany, Pine, Old England*

## Cornis Oil

ARTB

VOL | 500ml



Helps restore Cornis timber back to its original brownish colour.  
*Can be used on: Cornis*



## Timber Shield

GT5

VOL | 1000ml



Makes timber repellent to water and moisture. Helps prevent stains.  
*Can be used on: Sorrento, Roble*





# TIMBER MAINTENANCE

## TIMBER MAINTENANCE

Weathering occurs over a period of time, and you can expect to see changes in the timber after a few weeks. Timber is a natural material, it absorbs moisture in wet conditions and is likely to expand. In dry conditions the timber dries and may shrink a small amount. As the material moves, surface cracks will appear in the timber. You can maintain the appearance of your furniture by lightly sanding down the timber and applying one of our specially formulated care products.



## PAINTED ACACIA MAINTENANCE

The white Painted Acacia furniture is produced by applying a polyurethane paint to the Acacia timber. After time there may be hairline cracks in the finish, due to the timber moving. Expansion and contraction of timber is normal and is caused by climatic variation, this is more noticeable around the joints.

New England benches are designed to be used outside, we recommend regular maintenance to retain their original condition. This can be done by sanding the affected area down to the natural timber, then evenly re-applying a white satin polyurethane paint to the area. Polyurethane paint can be purchased from any DIY or Hardware store. If you are unsure about what paint to use please contact Alexander Rose.



All sizes, weights and dimensions are an approximate figure. We reserve the right to change and improve designs and specifications without notice.





ALEXANDER ROSE



+44 (0) 1444 258 928



[sales@alexander-rose.co.uk](mailto:sales@alexander-rose.co.uk)



[www.instagram.com/alexander.rose.furniture](https://www.instagram.com/alexander.rose.furniture)



[www.facebook.com/alexanderrosefurniture](https://www.facebook.com/alexanderrosefurniture)



[www.alexander-rose.co.uk](http://www.alexander-rose.co.uk)

Alexander House, Victoria Road, Burgess Hill, West Sussex, RH15 9LE, UK